



© 2013 and published by Deep Silver, a division of Koch Media GmbH, Gewerbegebiet 1, 6604 Höfen, Austria. Developed by Deep Silver Volition, LLC. Deep Silver, Saints Row IV™, Deep Silver Volition, LLC. and their respective logo are trademarks of Koch Media GmbH. All other trademarks, logos and copyrights are property of their respective owners. All rights reserved. Uses Bink Video. Copyright © 1997-2013 by RAD Game Tools, Inc. Portions of this software utilize SpeedTree® RT Technology (© 2004-2013 Interactive Data Visualization, Inc.). SpeedTree® is a registered trademark of IDV, Inc. All rights reserved. Wwise © 2006-2013 Audiokinetic Inc. All rights reserved. This product includes software developed by the Open SSL Project for use in the OpenSSL Toolkit (<http://www.openssl.org/>).

1720111

SAINTS ROW IV



INSTRUCTION BOOKLET



DEAR CUSTOMER,

Congratulations on purchasing this product from our company. We and the developers have done our best to provide you with polished, interesting and entertaining software. We hope that it meets your expectations, and we would be pleased if you recommended it to your friends.

If you are interested in our company's other products or would like to receive general information about our group of companies, please visit one of our websites:

www.kochmedia.com

www.deepsilver.com

We hope you enjoy your Koch Media product!

Sincerely,

The Koch Media Team

EPILEPSY WARNING

Certain individuals may experience epileptic seizures or loss of consciousness when subjected to strong, flashing lights over longer periods of time. Such individuals may therefore experience a seizure while operating computer or video games. This can also affect individuals who have no prior medical record of epilepsy or have never previously experienced a seizure. If you or any family member has ever experienced epilepsy symptoms (seizures or loss of consciousness) after exposure to flashing lights, please consult your doctor before playing this game. Parental guidance is always recommended when children are using computer and video games. Should you or your child experience dizziness, poor eyesight, eye or muscle twitching, loss of consciousness, feelings of disorientation or any type of involuntary movements or cramps while playing this game, TURN IT OFF IMMEDIATELY AND CONSULT YOUR DOCTOR BEFORE PLAYING AGAIN.

PRECAUTIONS DURING USE:

Do not sit too close to the monitor. Sit as far as comfortably possible.

Use as small a monitor as possible.

Do not play when tired or short on sleep.

Make sure that there is sufficient lighting in the room.

Be sure to take a 10-15 minutes break every hour.

SAINTS ROW IV

TABLE OF CONTENTS

CONTROL SCHEMES	4
MAIN MENU	8
HUB MENU	9
PAUSE MENU	10
HEADS-UP DISPLAY (HUD)	11
INVENTORY	12
END USER LICENSE AGREEMENT	13
WARRANTY	13
TECHNICAL SUPPORT	14



Powered by
Wwise
audio middleware

© 2013 and published by Deep Silver, a division of Koch Media GmbH, Gewerbegebiet 1, 6604 Höfen, Austria. Developed by Deep Silver Volition, LLC. Deep Silver, Saints Row IV™, Deep Silver Volition, LLC. and their respective logo are trademarks of Koch Media GmbH. All other trademarks, logos and copyrights are property of their respective owners. All rights reserved. Uses Bink Video. Copyright © 1997-2013 by RAD Game Tools, Inc. Portions of this software utilize SpeedTree®RT Technology (© 2004-2013 Interactive Data Visualization, Inc.). SpeedTree® is a registered trademark of IDV, Inc. All rights reserved. Wwise © 2006-2013 Audiokinetic Inc. All rights reserved. This product includes software developed by the Open SSL Project for use in the OpenSSL Toolkit (<http://www.openssl.org/>).




















CONTROL SCHEMES











GENERAL	MOUSE/KEYBOARD
ACTION	E
RECRUIT	Z
DISMISS	Z
HUB MENU	Tab
NEXT WEAPON	WHEEL UP
PREV WEAPON	WHEEL DOWN
WEAPON SLOT 1	1
WEAPON SLOT 2	2
WEAPON SLOT 3	3
WEAPON SLOT 4	4
WEAPON SLOT 5	5
WEAPON SLOT 6	6
WEAPON SLOT 7	7
WEAPON SLOT 8	8
SELECT TELEKINESIS	F2
SELECT STOMP	F3
SELECT BUFF	F4
SELECT BLAST	F1
COMMUNITY SCREENSHOT	F11
NEXT RADIO STATION	[]
PREV RADIO STATION	[]
PUSH TO TALK	V
TEXT CHAT	T





ON FOOT	MOUSE/KEYBOARD
MOVE FORWARD	W
MOVE BACKWARD	S
MOVE RIGHT	D
MOVE LEFT	A
ATTACK	LEFT MOUSE
USE POWER	[Q] / MIDDLE MOUSE
ZOOM (HOLD)	RIGHT MOUSE
JUMP/CLIMB	[SPACE]
SPRINT (HOLD)	[Shift]
CROUCH (HOLD)	[Ctrl]
PICKUP/RELOAD	R
MELEE ATTACK	F
TAUNT	X
COMPLIMENT	C
SCOPE ZOOM IN	WHEEL UP / [E]
SCOPE ZOOM OUT	WHEEL DOWN / [Q]

CAR / BIKE	MOUSE/KEYBOARD
STEER RIGHT	D
STEER LEFT	A
ACCELERATE	W
BRAKE/REVERSE	S
DRIFT	[SPACE]
HORN	F
FIRE WEAPON	LEFT MOUSE
FIRE WEAPON 2	RIGHT MOUSE

CAR / BIKE (CONT.)	MOUSE/KEYBOARD
USE POWER	 / MIDDLE MOUSE
NITROUS	
REVERSE CAMERA	
SCAN CURRENT VEHICLE	
CHANGE RADIO	 / 
BIKE LEAN BACK	

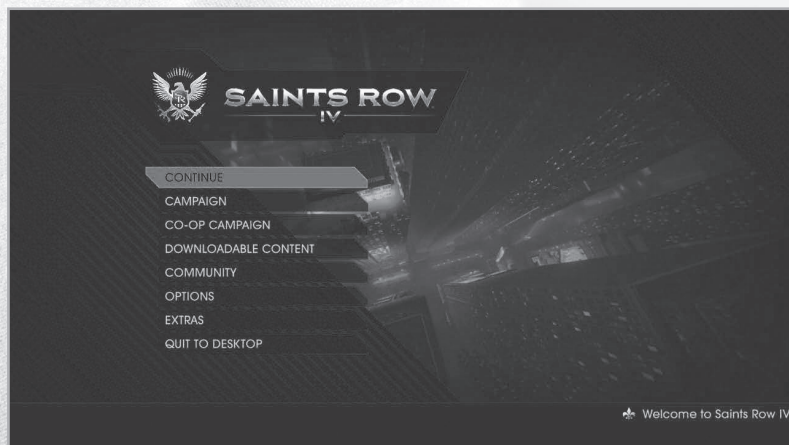
HELICOPTER	MOUSE/KEYBOARD
MOVE FORWARD	
MOVE BACKWARD	
MOVE RIGHT	
MOVE LEFT	
MOVE UP	
MOVE DOWN	
TURN OVERRIDE	
FIRE WEAPON	LEFT MOUSE
FIRE WEAPON 2	RIGHT MOUSE
SWITCH VTOL MODE	
CHANGE RADIO	 / 

AIRPLANE	MOUSE/KEYBOARD
FLY UP	
FLY DOWN	
TURN RIGHT	
TURN LEFT	
ACCELERATE	
BRAKE/REVERSE	
FIRE WEAPON	LEFT MOUSE
FIRE WEAPON 2	RIGHT MOUSE
SHARPER TURNS	
SWITCH VTOL MODE	
CHANGE RADIO	 / 

TANK	MOUSE/KEYBOARD
MOVE FORWARD	
MOVE BACKWARD	
MOVE RIGHT	
MOVE LEFT	
FIRE WEAPON	LEFT MOUSE
FIRE WEAPON 2	RIGHT MOUSE



MAIN MENU



CAMPAIGN – Play the single player campaign.

CO-OP CAMPAIGN – Play the full single player campaign with a friend via LAN or Steam. You can drop in or drop out at will, giving you ultimate control over your campaign.

DOWNLOADABLE CONTENT – View and purchase downloadable content for *Saints Row IV*.

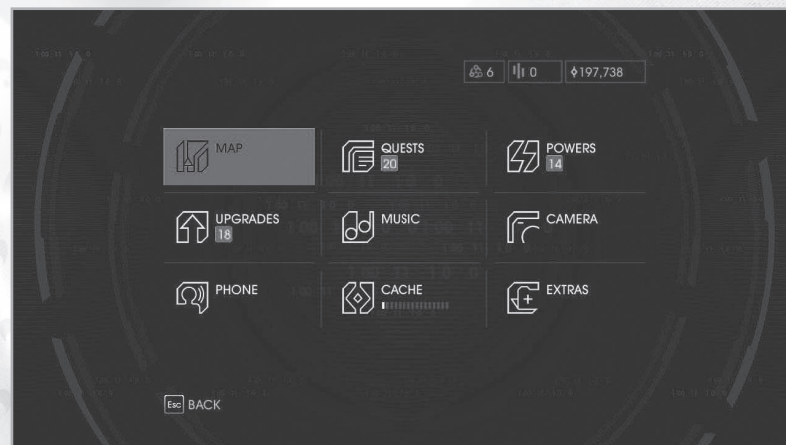
COMMUNITY – Create a new ID or link your Steam Profile to an existing ID to share screenshots, stats, and game progress on the community site. You can even upload your characters to share them with others.

OPTIONS – Change controls, gameplay, display and audio settings.

EXTRAS – View the credits and the digital manual for *Saints Row IV*.

QUIT TO DESKTOP – Quit the game and go back to your desktop.

HUB MENU



MAP – View a map of the Steelport Simulation, zoom in/out and filter activities, targets, stores, and gateways.

UPGRADES – Buy upgrades with cache. New upgrades are unlocked when you level up.

PHONE – Call a car or one of your homies.

QUESTS – Activate quests and check the status of challenges.

MUSIC – Select radio stations or create your own mixtape.

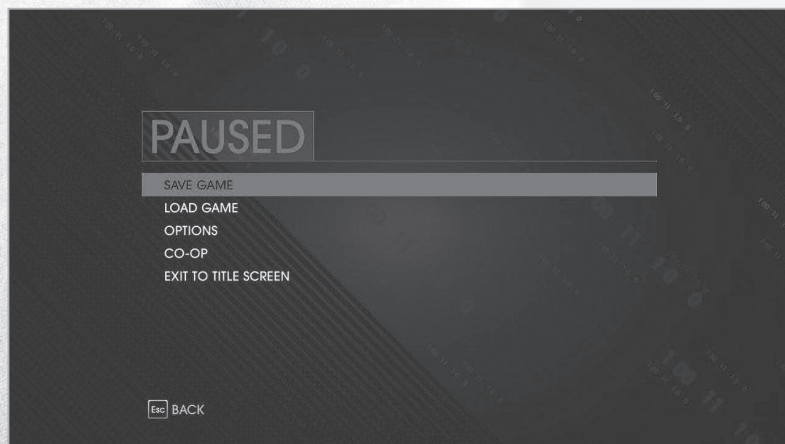
CACHE – Retrieve cache when the transfer meter is full.

POWERS – View your powers, select elements, and upgrade them with data clusters.

CAMERA – Take screenshots and share them with the Saints Row community.

EXTRAS – Unlock cheats and view your stats.

PAUSE MENU



SAVE GAME — Save your current game.

LOAD GAME — Load a previously saved game.

OPTIONS — Adjust control options, view control schemes, change game difficulty and display or audio settings.

CO-OP — Invite a friend to your game and change your co-op settings.

EXIT TO TITLE SCREEN — Quit the game and return to the main menu.

HEADS-UP DISPLAY (HUD)



1. MINIMAP

4. SPRINT

2. WEAPON PALETTE

3. HEALTH

5. FOLLOWERS

1. MINIMAP — Shows GPS, nearby activities, targets, stores, gateways, enemies and reinforcements.

2. WEAPON PALETTE — Shows your current weapon and powers.

3. HEALTH — Shows your current health.


4. SPRINT — Shows your current stamina.

5. FOLLOWERS — Shows your current followers.



INVENTORY

2. WEAPONS



1. RADIO

3. POWERS

1. RADIO - Change the radio station.

2. WEAPONS - Select your weapon.

3. POWERS - Select your powers.

LIMITED WARRANTY AND CUSTOMER SUPPORT

WARRANTY AND SERVICE INFORMATION

Deep Silver Inc. warrants to the original purchaser of its products for a period of ninety (90) days from the date of purchase that the products will be free from defects in materials and workmanship. The product is sold "as is", without express or implied warranty of any kind, and Deep Silver is not responsible for any losses or damages of any kind resulting from use of the product. Deep Silver will for a period of ninety (90) days either replace defective product free of charge provided the defective product will be returned with dated proof of purchase to the store from which the product was originally purchased or Deep Silver will at its option repair or replace the defective product free of charge, when sent postage prepaid with a proof of purchase to our service center. This warranty shall not be applicable to normal wear and tear, and shall be void if the defect has been arisen through abuse, mistreatment, unreasonable use, or neglect.

WARRANTY LIMITATIONS

This limited warranty is in lieu of all other warranties, whether oral or written, and no other representations or claims of any nature shall be binding on, or obligate Deep Silver. Any implied warranties applicable to Deep Silver products, including warranties of merchantability and fitness for a particular purpose, are limited to the ninety (90) day period described above. In no event will Deep Silver be liable for any special, incidental, or consequential damages resulting from possession, use, or malfunction of this Deep Silver product. Some states do not allow limitations as to how long an implied warranty lasts and/or exclusions or limitations of incidental or consequential damages. So the above limitations and/or exclusions of liability may not apply to you. This warranty gives you specific rights. You also have other rights that vary from state to state. Deep Silver cannot provide refunds or otherwise process returns for credit of any kind other than an identical product replacement. As the individual retail outlets set their own refund policy, product refund requests must occur at the place of purchase.

REPLACEMENTS

In various cases, a replacement is not the best solution. Therefore before sending the product to us, please contact our Technical Support. Our Support Representatives will help you determine if a replacement is necessary or available. You further will need to first acquire an RMA (Return Materials Authorization) number to process your return or replacement. Without a valid RMA number we will not be able to process your replacement.

RETURNS

Please return the product (please media only) along with (a) a copy of the original sales receipt showing the date of purchase, (b) a brief description of the difficulty you are experiencing, and (c) your name, address (please no PO boxes) and phone number to the below address. This 90-day warranty is rendered void if the product was damaged through misuse or accident (eg. scratches or cracks), or if you do not have a dated sales receipt. In these cases you are free to return the product (please media only) along with a check or money order for the amount of \$5 (US Dollars) made payable to Deep Silver, a brief description of the difficulty you are experiencing, including your name, address (please no PO boxes), RMA number (please see Replacements), and phone number to the address below. We strongly recommend you use a traceable delivery method when sending products to Deep Silver. Deep Silver is not responsible for products not in its possession. NOTICE Deep Silver reserves the right to make improvements in its products at any time and without notice.

WARRANTY ADDRESS AND CONTACT INFORMATION:

We have put this product through rigorous tests and you shouldn't experience any problems. However, it's impossible to test every configuration and should you experience any problems regarding this product, please go to <http://www.deepsilver.com> support section. If you cannot find what you are looking for in the support section, then please find contact details below:

Deep Silver, Inc.,
900 Larkspur Landing Circle, Suite 103
Larkspur, CA 94939

Customer Support: 1-888-883-1505
Email: techsupport@deepsilver.com