

XBOX 360

SAINTS ROW IV



INSTRUCTION
BOOKLET



© 2013 and published by Deep Silver, a division of Koch Media GmbH, Gewerbegebiet 1, 6604 Hofen, Austria. Developed by Deep Silver Volition, LLC. Deep Silver, Saints Row IV™, Deep Silver Volition, LLC. and their respective logo are trademarks of Koch Media GmbH. All other trademarks, logos and copyrights are property of their respective owners. All rights reserved. Uses Bink Video. Copyright © 1997-2013 by RAD Game Tools, Inc. Portions of this software utilize SpeedTree® RT Technology (© 2004-2013 Interactive Data Visualization, Inc.). SpeedTree® is a registered trademark of IDV, Inc. All rights reserved. Wwise © 2006-2013 Audiokinetic Inc. All rights reserved. This product includes software developed by the Open SSL Project for use in the OpenSSL Toolkit (<http://www.openssl.org/>).

1700111



⚠ WARNING Before playing this game, read the Xbox 360® console, Xbox 360 Kinect® Sensor, and accessory manuals for important safety and health information. www.xbox.com/support.

Important Health Warning: Photosensitive Seizures

A very small percentage of people may experience a seizure when exposed to certain visual images, including flashing lights or patterns that may appear in video games. Even people with no history of seizures or epilepsy may have an undiagnosed condition that can cause "photosensitive epileptic seizures" while watching video games. Symptoms can include light-headedness, altered vision, eye or face twitching, jerking or shaking of arms or legs, disorientation, confusion, momentary loss of awareness, and loss of consciousness or convulsions that can lead to injury from falling down or striking nearby objects. **Immediately stop playing and consult a doctor if you experience any of these symptoms.** Parents, watch for or ask children about these symptoms—children and teenagers are more likely to experience these seizures. The risk may be reduced by being farther from the screen; using a smaller screen; playing in a well-lit room, and not playing when drowsy or fatigued. If you or any relatives have a history of seizures or epilepsy, consult a doctor before playing.

SAINTS ROW IV

CONTENTS

GAME CONTROLS -	
XBOX 360 CONTROLLER	4
CONTROL SCHEMES	5
MAIN MENU	8
HUB MENU	9
PAUSE MENU	10
HEADS-UP DISPLAY (HUD)	11
INVENTORY	12
LIMITED WARRANTY AND CUSTOMER SUPPORT	13



© 2013 and published by Deep Silver, a division of Koch Media GmbH, Gewerbegebiet 1, 6604 Höfen, Austria. Developed by Deep Silver Volition, LLC. Deep Silver, Saints Row IV™, Deep Silver Volition, LLC, and their respective logo are trademarks of Koch Media GmbH. All other trademarks, logos and copyrights are property of their respective owners. All rights reserved. Uses Bink Video. Copyright © 1997-2013 by RAD Game Tools, Inc. Portions of this software utilize SpeedTree® RT Technology (© 2004-2013 Interactive Data Visualization, Inc.). SpeedTree® is a registered trademark of IDV, Inc. All rights reserved. Wwise © 2006-2013 Audiokinetic Inc. All rights reserved. This product includes software developed by the Open SSL Project for use in the Open SSL Toolkit (<http://www.openssl.org/>).

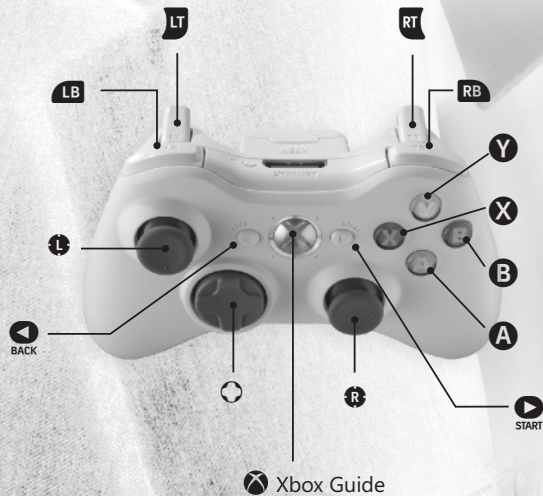


SAINTS ROW IV



GAME CONTROLS

XBOX 360 CONTROLLER



CONTROL SCHEMES

ON FOOT CONTROLS	
MOVE / SELECT WEAPON	
CROUCH	
CAMERA	
MELEE BASH	
SPRINT	
FINE AIM / SECONDARY ATTACK	
USE SUPER POWER	
PRIMARY ATTACK	
JUMP / (HOLD) SUPER JUMP	
INVENTORY	
RELOAD / (HOLD) PICK UP WEAPON/OBJECT	
ACTION/ENTER VEHICLE / HOLD HUMAN SHIELD / THROW HUMAN SHIELD	
SELECT TELEKINESIS / (HOLD) RECRUIT FOLLOWERS	
SELECT BLAST / (HOLD) TAUNT	
SELECT BUFF / (HOLD) DISMISS FOLLOWERS	
SELECT STOMP / (HOLD) COMPLIMENT	
HUB MENU	
PAUSE MENU	



SAINTS ROW
IV

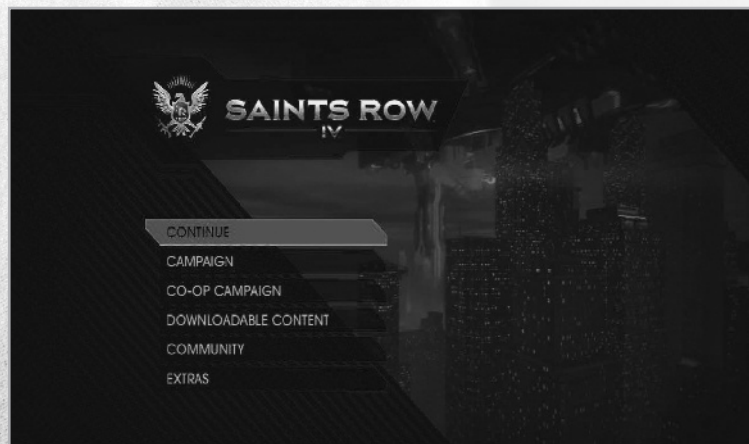


DRIVING CONTROLS	
STEER / SELECT WEAPON	
CAMERA	
HORN	
NITROUS	
BRAKE / REVERSE	
PRIMARY ATTACK	
ACCELERATE	
DRIFT	
INVENTORY	
LOOK BEHIND	
ACTION / EXIT VEHICLE	
RECRUIT FOLLOWERS	
CHANGE RADIO	
SCAN CURRENT VEHICLE	
CHANGE RADIO	
HUB MENU	
PAUSE MENU	

AIRCRAFT CONTROLS	
STEER	
CAMERA	
TURN LEFT	
SECONDARY ATTACK	
TURN RIGHT	
PRIMARY ATTACK	
(PLANE) ACCELERATE / (HELI) UP	
(VTOL) SWITCH FLIGHT MODE	
(PLANE) BRAKE/REVERSE / (HELI) DOWN	
ACTION / EXIT VEHICLE	
RECRUIT FOLLOWERS	
CHANGE RADIO	
SCAN CURRENT VEHICLE	
CHANGE RADIO	
HUB MENU	
PAUSE MENU	



MAIN MENU



CAMPAIGN – Play the single player campaign.

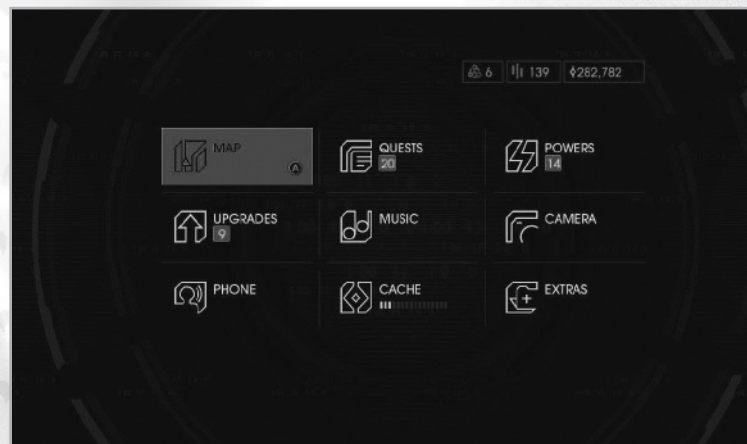
CO-OP CAMPAIGN – Play the full single player campaign with a friend via system link or Xbox LIVE. You can drop in or drop out at will, giving you ultimate control over your campaign.

DOWNLOADABLE CONTENT – View and purchase downloadable content for *Saints Row IV*.

COMMUNITY – Create a new ID or link your Steam Profile to an existing ID to share screenshots, stats, and game progress on the community site. You can even upload your characters to share them with others.

EXTRAS – View the credits, options menu, or the digital manual for *Saints Row IV*.

HUB MENU



MAP – View a map of the Steelport Simulation, zoom in/out and filter activities, targets, stores, and gateways.

UPGRADES – Buy upgrades with cache. New upgrades are unlocked when you level up.

PHONE – Call a car or one of your homies.

QUESTS – Activate quests and check the status of challenges.

MUSIC – Select radio stations or create your own mixtape.

CACHE – Retrieve cache when the transfer meter is full.

POWERS – View your powers. select elements, and upgrade them with data clusters.

CAMERA – Take screenshots and share them with the Saints Row community.

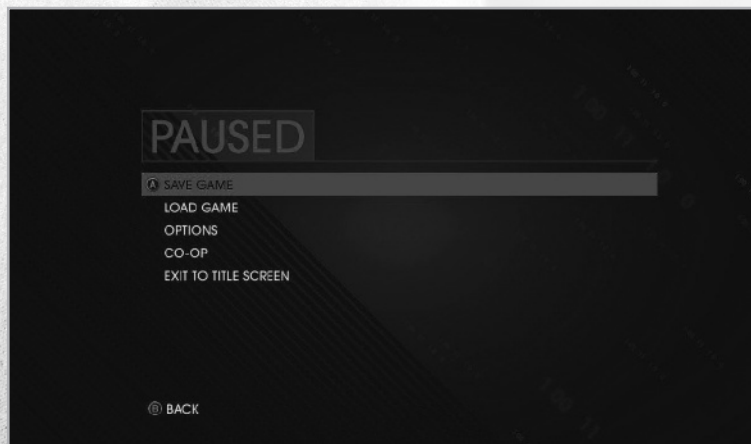
EXTRAS – Unlock cheats and view your stats.



SAINTS ROW
IV



PAUSE MENU



SAVE GAME — Save your current game.

LOAD GAME — Load a previously saved game.

OPTIONS — Adjust control options, view control schemes, change game difficulty and display or audio settings.

CO-OP — Invite a friend to your game and change your co-op settings.

EXIT TO TITLE SCREEN — Quit the game and return to the main menu.

HEADS-UP DISPLAY (HUD)



1. MINIMAP

4. SPRINT

2. WEAPON PALETTE

3. HEALTH

5. FOLLOWERS

1. MINIMAP — Shows GPS, nearby activities, targets, stores, gateways, enemies and reinforcements.

2. WEAPON PALETTE — Shows your current weapon and powers.

3. HEALTH — Shows your current health.

4. SPRINT — Shows your current stamina.

5. FOLLOWERS — Shows your current followers.



SAINTS ROW
IV



INVENTORY

2. WEAPONS



1. RADIO

3. POWERS

1. RADIO - Change the radio station.

2. WEAPONS - Select your weapon.

3. POWERS - Select your powers.

LIMITED WARRANTY AND CUSTOMER SUPPORT

WARRANTY AND SERVICE INFORMATION

Deep Silver Inc. warrants to the original purchaser of its products for a period of ninety (90) days from the date of purchase that the products will be free from defects in materials and workmanship. The product is sold "as is", without express or implied warranty of any kind, and Deep Silver is not responsible for any losses or damages of any kind resulting from use of the product. Deep Silver will for a period of ninety (90) days either replace defective product free of charge provided the defective product will be returned with dated proof of purchase to the store from which the product was originally purchased or Deep Silver will at its option repair or replace the defective product free of charge, when sent postage prepaid with a proof of purchase to our service center. This warranty shall not be applicable to normal wear and tear, and shall be void if the defect has been arisen through abuse, mistreatment, unreasonable use, or neglect.

WARRANTY LIMITATIONS

This limited warranty is in lieu of all other warranties, whether oral or written, and no other representations or claims of any nature shall be binding on, or obligate Deep Silver. Any implied warranties applicable to Deep Silver products, including warranties of merchantability and fitness for a particular purpose, are limited to the ninety (90) day period described above. In no event will Deep Silver be liable for any special, incidental, or consequential damages resulting from possession, use, or malfunction of this Deep Silver product. Some states do not allow limitations as to how long an implied warranty lasts and/or exclusions or limitations of incidental or consequential damages. So the above limitations and/or exclusions of liability may not apply to you. This warranty gives you specific rights. You also have other rights that vary from state to state. Deep Silver cannot provide refunds or otherwise process returns for credit of any kind other than an identical product replacement. As the individual retail outlets set their own refund policy, product refund requests must occur at the place of purchase.

REPLACEMENTS

In various cases, a replacement is not the best solution. Therefore before sending the product to us, please contact our Technical Support. Our Support Representatives will help you determine if a replacement is necessary or available. You further will need to first acquire an RMA (Return Materials Authorization) number to process your return or replacement. Without a valid RMA number we will not be able to process your replacement.

RETURNS

Please return the product (please media only) along with (a) a copy of the original sales receipt showing the date of purchase, (b) a brief description of the difficulty you are experiencing, and (c) your name, address (please no PO boxes) and phone number to the below address. This 90-day warranty is rendered void if the product was damaged through misuse or accident (eg. scratches or cracks), or if you do not have a dated sales receipt. In these cases you are free to return the product (please media only) along with a check or money order for the amount of \$5 (US Dollars) made payable to Deep Silver, a brief description of the difficulty you are experiencing, including your name, address (please no PO boxes), RMA number (please see Replacements), and phone number to the address below. We strongly recommend you use a traceable delivery method when sending products to Deep Silver. Deep Silver is not responsible for products not in its possession. NOTICE Deep Silver reserves the right to make improvements in its products at any time and without notice.

WARRANTY ADDRESS AND CONTACT INFORMATION:

We have put this product through rigorous tests and you shouldn't experience any problems. However, it's impossible to test every configuration and should you experience any problems regarding this product, please go to <http://www.deepsilver.com> support section. If you cannot find what you are looking for in the support section, then please find contact details below:

Deep Silver, Inc.,
900 Larkspur Landing Circle, Suite 103
Larkspur, CA 94939

Customer Support: 1-888-883-1505
Email: techsupport@deepsilver.com



SAINTS ROW
IV

